

S&P

SERIES



GALAXY BLACK

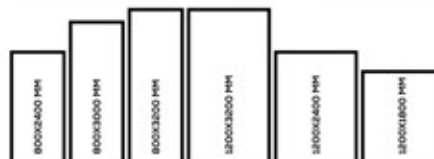
AVAILABLE

**GLOSSY
& MATT
SURFACE**

**15mm
Thickness**



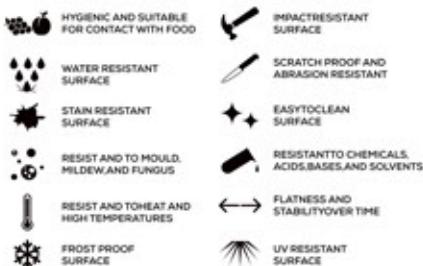
MULTIPLE SIZES



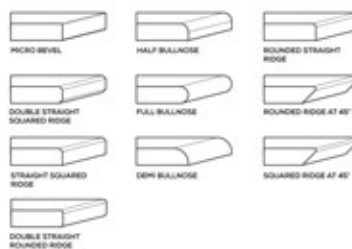
APPLICATION AREAS



TECHNICAL FEATURES



EDGE PROFILE POSSIBILITIES



S&P

SERIES



GALAXY WHITE

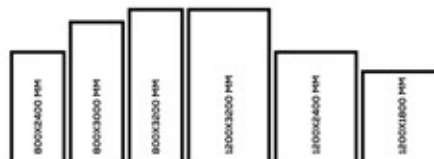
AVAILABLE

**GLOSSY
& MATT
SURFACE**

**15mm
Thickness**



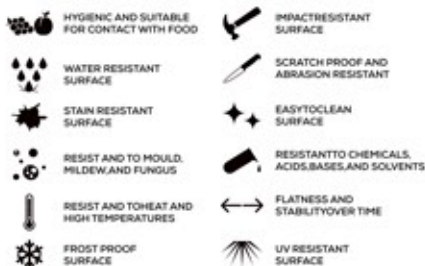
MULTIPLE SIZES



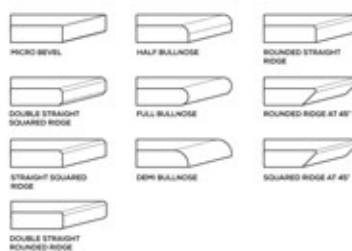
APPLICATION AREAS



TECHNICAL FEATURES




EDGE PROFILE POSSIBILITIES



S&P

SERIES



GALAXY VERDE

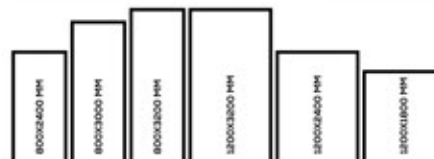
AVAILABLE

**GLOSSY
& MATT
SURFACE**

**15mm
Thickness**



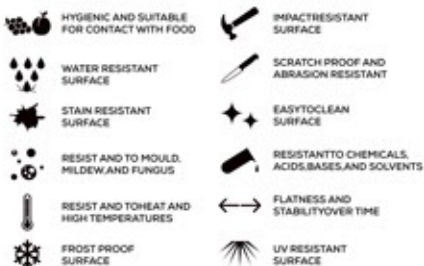
MULTIPLE SIZES



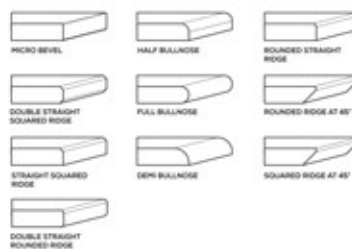
APPLICATION AREAS



TECHNICAL FEATURES



EDGE PROFILE POSSIBILITIES



S&P

SERIES



GALAXY VANILA WHITE

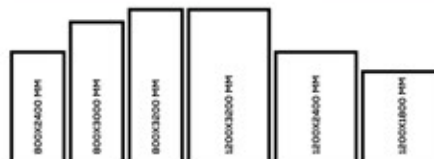
AVAILABLE

**GLOSSY
& MATT
SURFACE**

**15mm
Thickness**



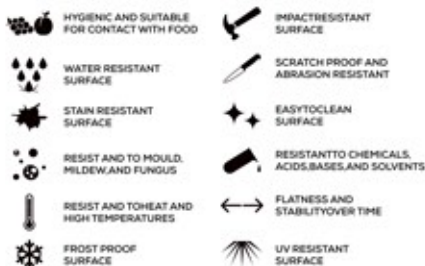
MULTIPLE SIZES



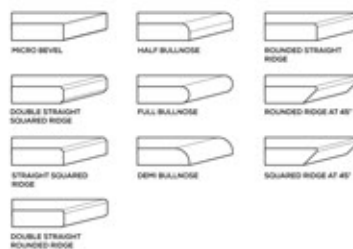
APPLICATION AREAS



TECHNICAL FEATURES



EDGE PROFILE POSSIBILITIES



S&P

SERIES



GALAXY TERRAZZO VERDE

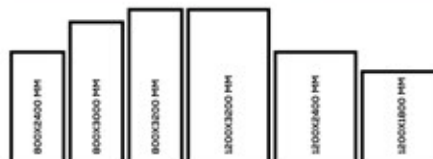
AVAILABLE

**GLOSSY
& MATT
SURFACE**

**15mm
Thickness**




MULTIPLE SIZES



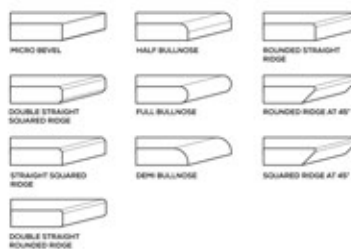
APPLICATION AREAS



TECHNICAL FEATURES




EDGE PROFILE POSSIBILITIES



S&P

SERIES



ZOOM

GALAXY STEEL GREY

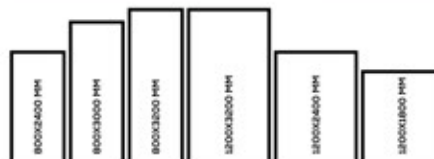
AVAILABLE

**GLOSSY
& MATT
SURFACE**

**15mm
Thickness**



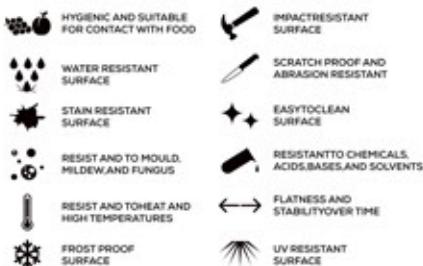
MULTIPLE SIZES



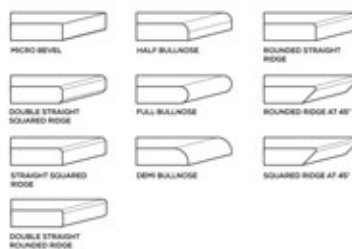
APPLICATION AREAS



TECHNICAL FEATURES




EDGE PROFILE POSSIBILITIES



S&P

SERIES



GALAXY PEARL WHITE

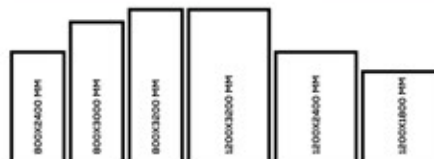
AVAILABLE

**GLOSSY
& MATT
SURFACE**

**15mm
Thickness**




MULTIPLE SIZES



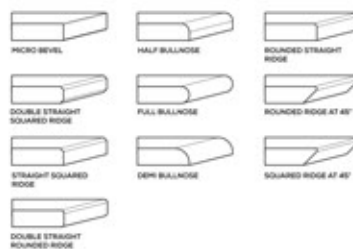
APPLICATION AREAS



TECHNICAL FEATURES



EDGE PROFILE POSSIBILITIES



S&P

SERIES



GALAXY NEW WHITE

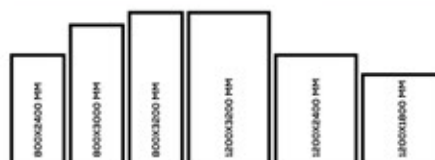
AVAILABLE

**GLOSSY
& MATT
SURFACE**

**15mm
Thickness**



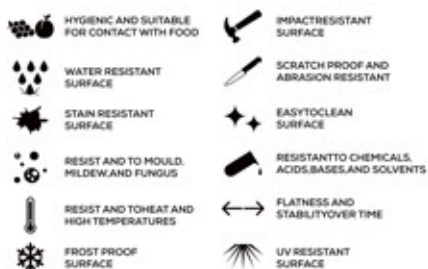
MULTIPLE SIZES



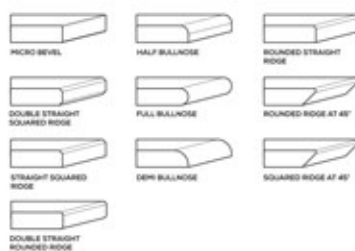
APPLICATION AREAS



TECHNICAL FEATURES




EDGE PROFILE POSSIBILITIES



S&P

SERIES



GALAXY MIST

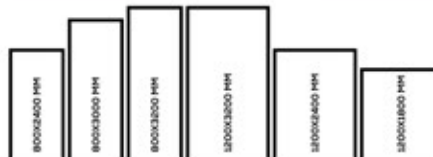
AVAILABLE

**GLOSSY
& MATT
SURFACE**

**15mm
Thickness**




MULTIPLE SIZES



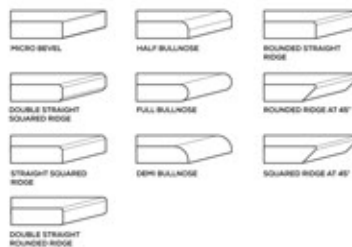
APPLICATION AREAS



TECHNICAL FEATURES



EDGE PROFILE POSSIBILITIES



S&P

SERIES



GALAXY GREY

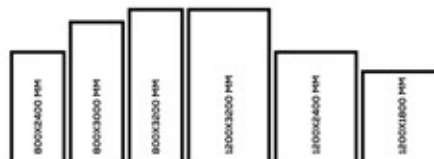
AVAILABLE

**GLOSSY
& MATT
SURFACE**

**15mm
Thickness**




MULTIPLE SIZES



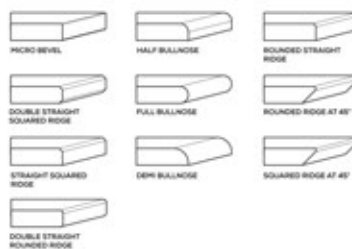
APPLICATION AREAS



TECHNICAL FEATURES



EDGE PROFILE POSSIBILITIES



S&P

SERIES



GALAXY DARK GREY

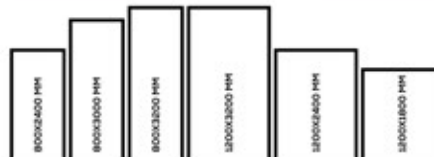
AVAILABLE

**GLOSSY
& MATT
SURFACE**

**15mm
Thickness**




MULTIPLE SIZES



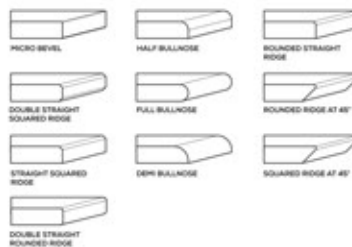
APPLICATION AREAS



TECHNICAL FEATURES



EDGE PROFILE POSSIBILITIES



S&P
SERIES



GALAXY CREMA

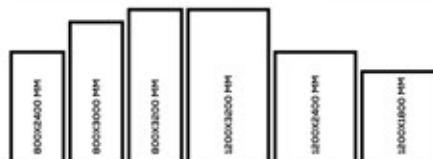
AVAILABLE

**GLOSSY
& MATT
SURFACE**

**15mm
Thickness**




MULTIPLE SIZES



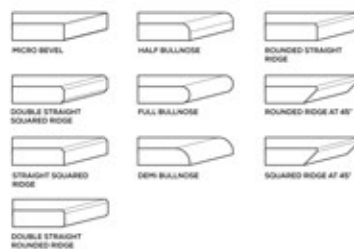
APPLICATION AREAS




TECHNICAL FEATURES



EDGE PROFILE POSSIBILITIES



S&P
SERIES



ZOOM

GALAXY BROWN

AVAILABLE

**GLOSSY
& MATT
SURFACE**

**15mm
Thickness**




MULTIPLE SIZES



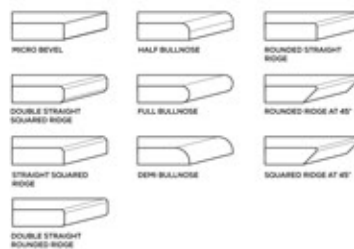
APPLICATION AREAS



TECHNICAL FEATURES



EDGE PROFILE POSSIBILITIES



S&P

SERIES



GALAXY BEIGE

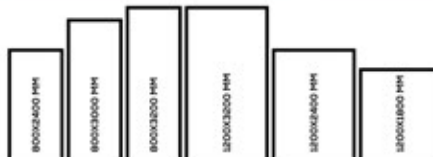
AVAILABLE

**GLOSSY
& MATT
SURFACE**

**15mm
Thickness**



MULTIPLE SIZES



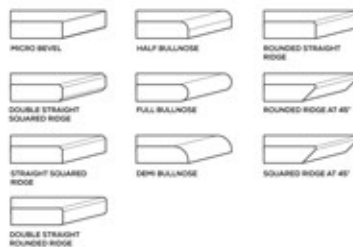
APPLICATION AREAS

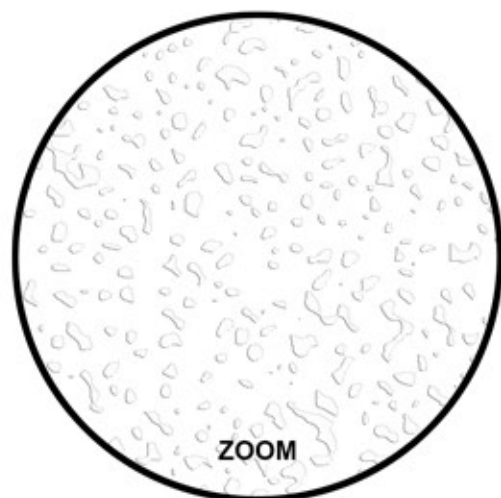



TECHNICAL FEATURES

- HYGIENIC AND SUITABLE FOR CONTACT WITH FOOD
- IMPACT RESISTANT SURFACE
- WATER RESISTANT SURFACE
- SCRATCH PROOF AND ABRASION RESISTANT
- STAIN RESISTANT SURFACE
- EASY TO CLEAN SURFACE
- RESISTANT TO MOULD, MILDEW, AND FUNGUS
- RESISTANT TO CHEMICALS, ACIDS, BASES, AND SOLVENTS
- RESISTANT TO HEAT AND HIGH TEMPERATURES
- FLATNESS AND STABILITY OVER TIME
- FROST PROOF SURFACE
- UV RESISTANT SURFACE

EDGE PROFILE POSSIBILITIES





SPARKLE WHITE

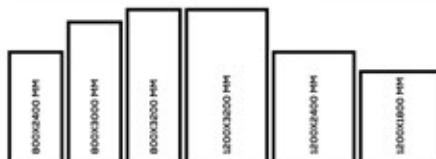
AVAILABLE

MATT SURFACE

15mm Thickness



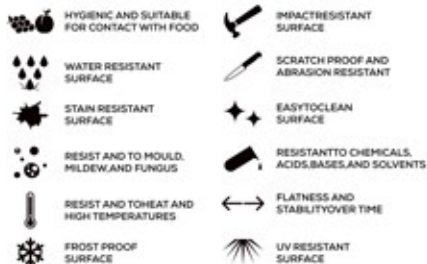
MULTIPLE SIZES



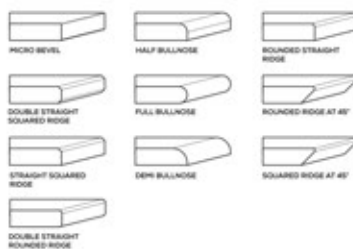
APPLICATION AREAS





TECHNICAL FEATURES



EDGE PROFILE POSSIBILITIES





SPARKLE BLACK

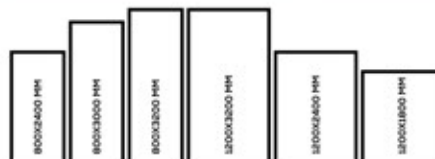
AVAILABLE

MATT SURFACE

15mm Thickness















MULTIPLE SIZES



APPLICATION AREAS



TECHNICAL FEATURES

-  HYGIENIC AND SUITABLE FOR CONTACT WITH FOOD
-  IMPACT RESISTANT SURFACE
-  WATER RESISTANT SURFACE
-  SCRATCH PROOF AND ABRASION RESISTANT
-  STAIN RESISTANT SURFACE
-  EASY TO CLEAN SURFACE
-  RESISTANT TO MOULD, MILDEW AND FUNGUS
-  RESISTANT TO CHEMICALS, ACIDS, BASES, AND SOLVENTS
-  RESISTANT TO HEAT AND HIGH TEMPERATURES
-  FLATNESS AND STABILITY OVER TIME
-  FROST PROOF SURFACE
-  UV RESISTANT SURFACE

EDGE PROFILE POSSIBILITIES

